













LABORATORY TEST REPORT

Name	: Mr. CHETAN LAL		
Sample ID	: A1840616		
Age/Gender	: 18 Years/Male	Reg. No	: 0312502070006
Referred by	: Dr. SELF	SPP Code	: SPL-CV-172
Referring Customer	: V CARE MEDICAL DIAGNOSTICS	Collected On	: 07-Feb-2025 10:24 AM
Primary Sample	: Whole Blood	Received On	: 07-Feb-2025 12:33 PM
Sample Tested In	: Serum	Reported On	: 07-Feb-2025 01:43 PM
Client Address	: Kimtee colony ,Gokul Nagar,Tarnaka	Report Status	: Final Report


CLINICAL BIOCHEMISTRY

Test Name	Results	Units	Biological Reference Interval
Liver Function Test (LFT)			
 Bilirubin(Total) (Method: Diazo)	0.9	mg/dL	0.1-1.2
 Bilirubin (Direct) (Method: Diazo)	0.3	mg/dL	0.0 - 0.3
 Bilirubin (Indirect) (Method: Calculated)	0.6	mg/dL	0.2-1.0
 Aspartate Aminotransferase (AST/SGOT) (Method: IFCC UV Assay)	27	U/L	15-37
 Alanine Aminotransferase (ALT/SGPT) (Method: IFCC with out (P-S-P))	30	U/L	0-55
 Alkaline Phosphatase(ALP) (Method: Kinetic PNPP-AMP)	162	U/L	30-120
 Gamma Glutamyl Transpeptidase (GGTP) (Method: IFCC)	78	U/L	15-85
 Protein - Total (Method: Biuret)	7.6	g/dL	6.4-8.2
 Albumin (Method: Bromocresol Green (BCG))	4.4	g/dL	3.4-5.0
 Globulin (Method: Calculated)	3.2	g/dL	2.0-4.2
 A:G Ratio (Method: Calculated)	1.38	Ratio	0.8-2.0
 SGOT/SGPT Ratio (Method: Calculated)	0.9	Ratio	<1.0

Alanine Aminotransferase(ALT) is an enzyme found in liver and kidneys cells. ALT helps create energy for liver cells. Damaged liver cells release ALT into the bloodstream, which can elevate ALT levels in the blood.

Aspartate Aminotransferase (AST) is an enzyme in the liver and muscles that helps metabolizes amino acids. Similarly to ALT, elevated AST levels may be a sign of liver damage or liver disease.

Alkaline phosphate (ALP) is an enzyme present in the blood. ALP contributes to numerous vital bodily functions, such as supplying nutrients to the liver, promoting bone growth, and metabolizing fat in the intestines.

Gamma-glutamyl Transpeptidase (GGTP) is an enzyme that occurs primarily in the liver, but it is also present in the kidneys, pancreas, gallbladder, and spleen. Higher than normal concentrations of GGTP in the blood may indicate alcohol-related liver damage. Elevated GGTP levels can also increase the risk of developing certain types of cancer.

Bilirubin is a waste product that forms when the liver breaks down red blood cells. Bilirubin exits the body as bile in stool. High levels of bilirubin can cause jaundice - a condition in which the skin and whites of the eyes turn yellow- and may indicate liver damage.

Albumin is a protein that the liver produces. The liver releases albumin into the bloodstream, where it helps fight infections and transport vitamins, hormones, and enzymes throughout the body. Liver damage can cause abnormally low albumin levels.

*** End Of Report ***




 DR. LAVANYA LAGISETTY
 MD BIOCHEMISTRY

Page 1 of 1